

**motive**



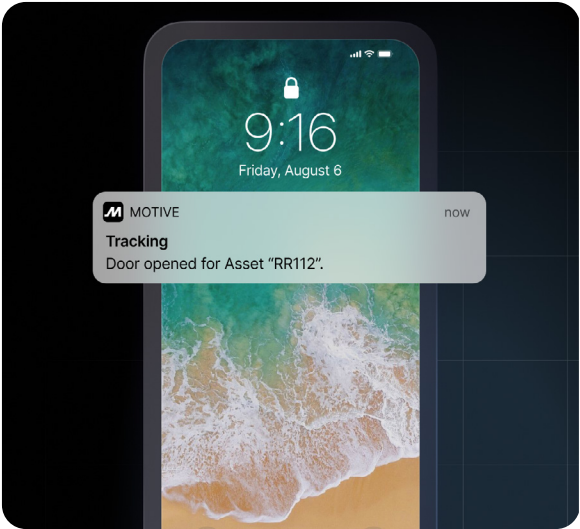
# Door & Environmental Sensor

A wireless sensor that reports door activity and climate measurements to a Motive Gateway.

Key Benefits

Prevent loss and damage

- Get alerts on swing and rollup door activity.
- Explore root cause of issues related to climate control.



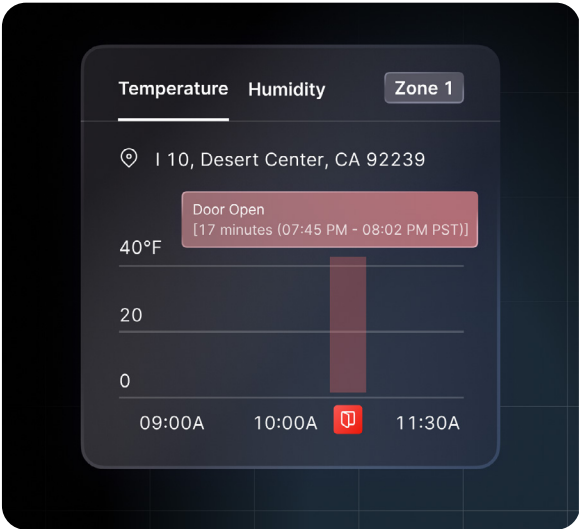
Automate compliance

- Get detailed history of door openings and closings, overlaid with climate data.
- Eliminate manual logs with cargo and environmental data that's synced with vehicle and route history.



Minimize disputes

- Capture loading and unloading events along with geofence and trip history.
- Issue granular reports on operating conditions to support dispute resolution.



## Specifications

---

### Door Sensor

Wirelessly monitor door activity with accurate door sensors compatible with roll-up and swing doors.

#### Swing door

Requires the use and installation of provided magnetic strip.

#### Roll-up door

Does not require use of magnet; tracking is based on sensor tilt angle.

---

### Climate Sensor

Temperature and humidity measurement accuracy is provided through careful sensor component selection and manufacturing-line testing.

#### Sensor Temperature Specification:

The sensor included in this product is designed to provide the following accuracy:

- -40°C to -10°C, Typical:  $\pm 0.6^{\circ}\text{C}$   
Max:  $\pm 1.0^{\circ}\text{C}$
- -10°C to +80°C, Typical:  $\pm 0.3^{\circ}\text{C}$   
Max:  $\pm 0.6^{\circ}\text{C}$

#### Long-Term Drift

The typical long-term temperature drift of our sensors is less than  $\pm 0.03^{\circ}\text{C}$  per year.

#### Testing

Motive performs robust testing on each device and only accepts devices that fall within the following ranges when compared to a calibrated instrument:

- Humidity  $\pm 8\%$  Relative Humidity.
- Temperature  $\pm 0.5^{\circ}\text{C}$ .

*For more information refer to our Calibration Statement, available on request.*

---

### Connectivity & Data

#### Data Capture & Transfer

Samples recorded every 1 minute. Transfers via Bluetooth.

#### Gateway Compatibility

- Asset Gateway Mini (AG-31.3+ only)
- Vehicle Gateway (VG3)
- Up to 6 sensors per gateway

#### Auto-reconnect

Automatic retry logic every 5 minutes until connection is established.

#### OTA Updates

Supports over-the-air firmware updates via a Motive Gateway.

---

### Physical Specifications

#### Dimensions

Sensor:  $55.4 \times 53.8 \times 21.0$  mm  
(24.1 mm with mounting bracket).  
Magnet:  $54 \times 18 \times 15.6$  mm.

#### Mounting

Versatile installation via industrial adhesive or screw-mounted.

**Enclosure Rating**

IP67 (Waterproof and dustproof per IEC 60529).

**Input/Output**

Fully wireless; no cables or connectors required.

**User Interface**

Top-surface LED status indicator.

**Operating and Storage Range**

-40°C to +85°C.

**Pinhole Button**

Recessed for activation, power cycling, and factory resets.

---

**Battery & Power****Expected Life**

3–5 years (dependent on environmental conditions).

**Chemistry**

LiMnO<sub>2</sub>.

**Battery Type**

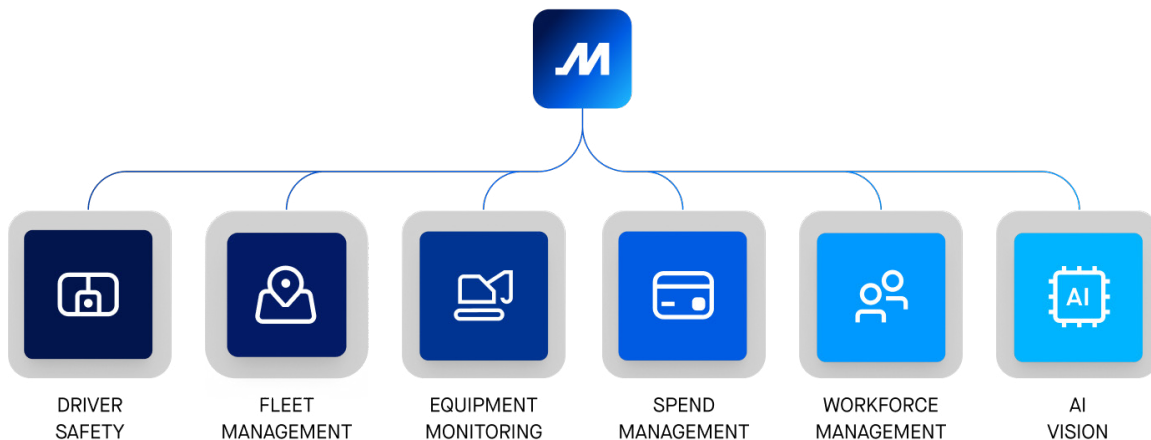
CR2477 Coin Cell (User-replaceable, non-rechargeable).

**Rating**

1.0Ah / 3.0VDC.

---

**Motive is the AI-powered Integrated Operations Platform for the physical economy.**



# **motive**

**About Motive**

Motive empowers the people who run physical operations with tools to make their work safer, more productive, and more profitable. For the first time, safety, operations, and finance teams can manage their workers, vehicles, equipment, and fleet-related spend in a single system. Motive serves more than 120,000 customers from small businesses to Fortune 500 enterprises such as Halliburton, KONE, Komatsu, NBC Universal, and Maersk across a wide range of industries including transportation and logistics, construction, energy, field service, manufacturing, agriculture, food and beverage, retail, waste services, and the public sector. Visit [gomotive.com](https://gomotive.com) to learn more.