



Impact stats

13%

Fuel savings

20%

Reduced idling

78%

Reduced hard acceleration

Vickey Witham
Safety Manager
Lynch Logistics, Inc

“We run winter blend fuel in the Northeast, which drives up our fuel cost. This last year we were spending around \$110k/month on fuel, and some months it’s higher than that. With insights from the Fuel Hub, we anticipate annual savings of at least six figures — which is money we get to invest toward other areas of the business.”

Key features



Benchmark your fuel performance



Uncover improvement opportunities



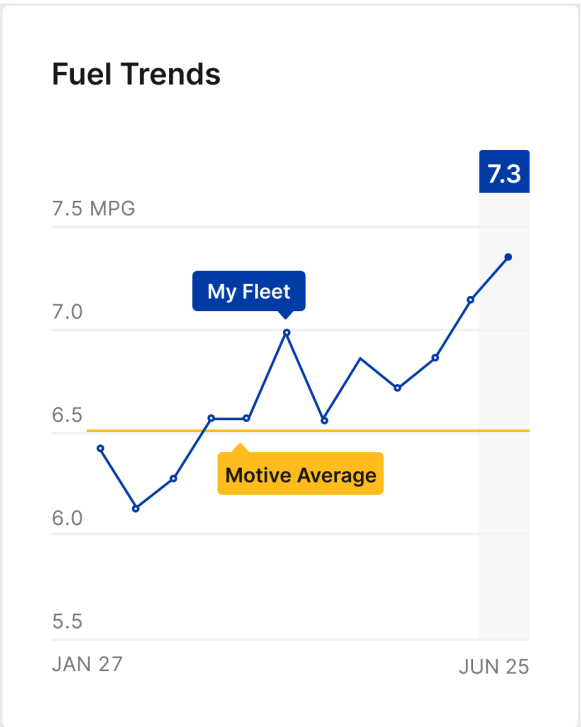
Optimize fuel efficiency

Benchmark your fuel performance

See your drivers', vehicles', and fleet's objective fuel consumption and trends, benchmarked across Motive's entire network.

The Motive difference

- **Fuel Hub**
Track fuel consumption on a driver, vehicle, and fleet level. See history and trends on idling and MPG.
- **Benchmarking data**
Compare your fleet performance against the Motive network of 700k+ vehicles.

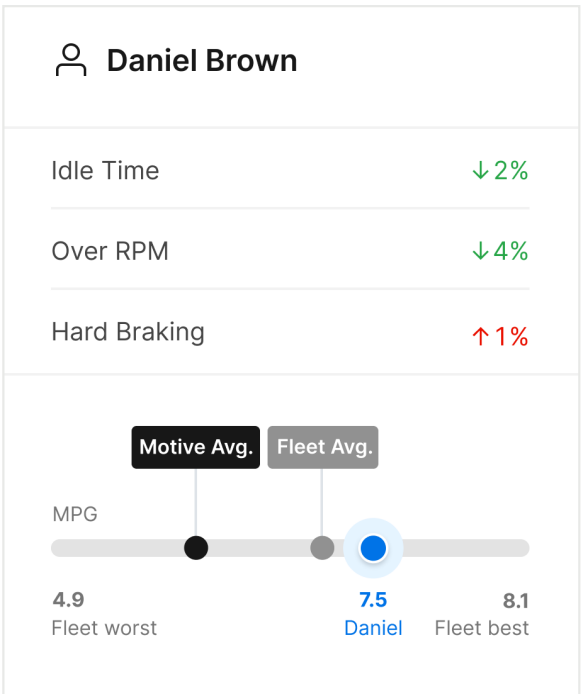


Uncover improvement opportunities

Get detailed fuel performance data and pinpoint specific areas for improvement.

The Motive difference

- **Fuel Score**
Get a fair and objective measure of driving performance. AI normalizes external factors out of driver control, like stretch of road, vehicle type, weather, and more
- **Utilization reports**
See percentage of efficiency by driver and vehicle, such as time driving or in PTO mode when the engine is running.
- **Idling events reports**
Understand true idling, productive idling, and who is doing it. Get real time idling alerts to stop unproductive idling in its tracks.



Optimize fuel efficiency

Coach drivers and address vehicles that need attention. Maximize efficiency and minimize your CO2 footprint.

The Motive difference

- Driver Fuel Details**
Coach effectively by pinpointing exactly which wasteful behaviors like idling, speeding, and hard acceleration drivers are exhibiting, how often, and what to improve.
- Fuel Score**
Implement driver coaching programs for those who need improvement, and incentive programs to retain top drivers.

 **Jose Bernardo**

Fuel Wastage \$237

 **Needs Coaching**


Overview

Hard Accelerations	48 ↑ 2%
Hard Braking	64 ↑ 5%
Hard Cornering	23 ↓ 5%
Average Driving Speed	54 MPH

The Motive platform transforms your physical operations.

Improve your safety, productivity, and profitability, all in one place.

AI-Powered Applications



IoT Data Platform



About Motive

Motive builds technology to improve the safety, productivity, and profitability of businesses that power the physical economy. The Motive Automated Operations Platform combines IoT hardware with AI-powered applications to automate vehicle and equipment tracking, driver safety, compliance, maintenance, spend management, and more. Motive serves more than 120,000 businesses, across a wide range of industries including trucking and logistics, construction, oil and gas, food and beverages, field services, agriculture, passenger transit, and delivery. Visit gomotive.com to learn more.